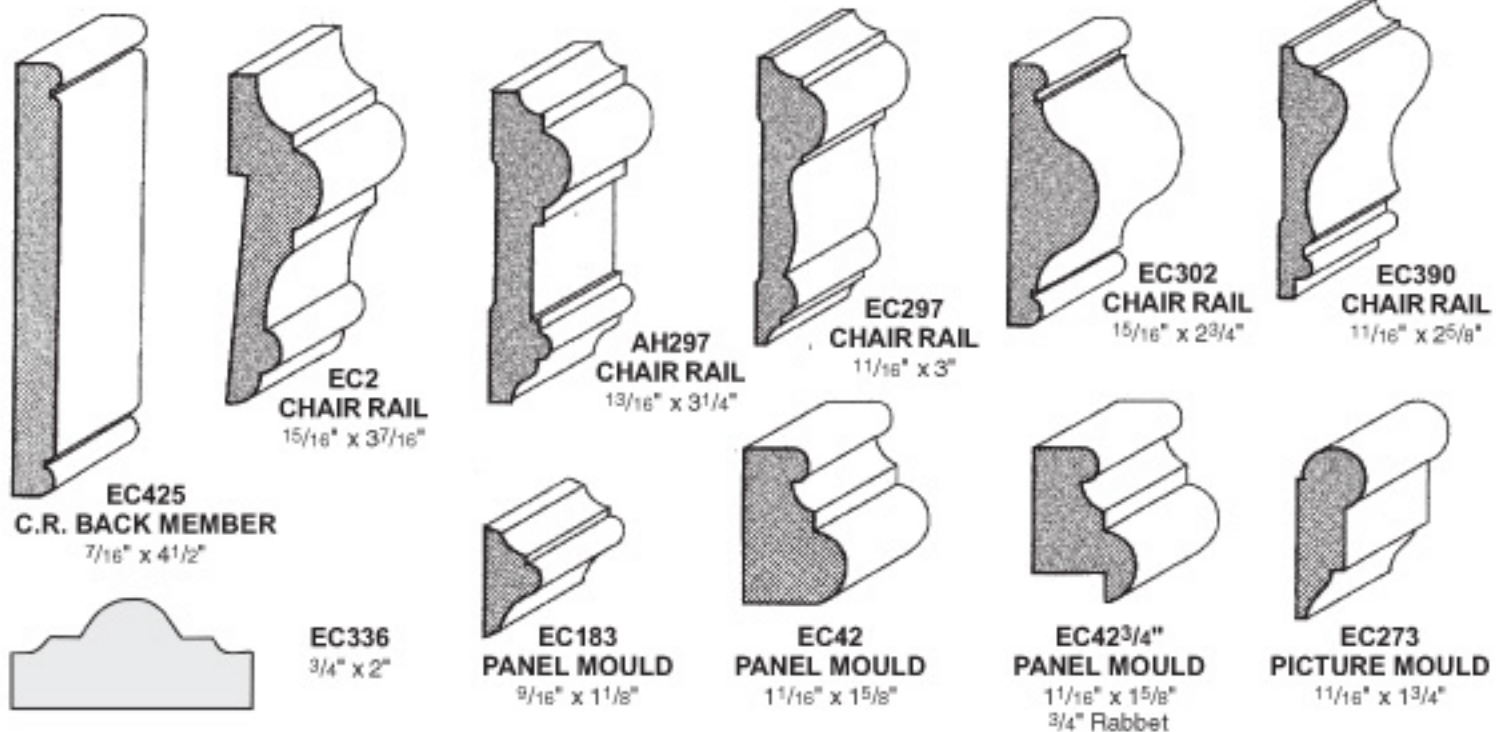


Not Shown Actual Size

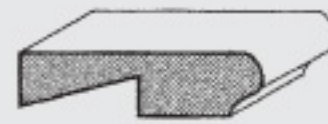
## Chair Rails & Panel Moulds



## Stools



**EC1021  
STOOL**  
 $1 1/16" \times 5 1/4"$



**EC1099  
STOOL**  
 $1 1/16" \times 2 1/2"$

## Corners & Coves



**EC202  
CORNER**  
 $1 1/16" \times 1 1/16"$

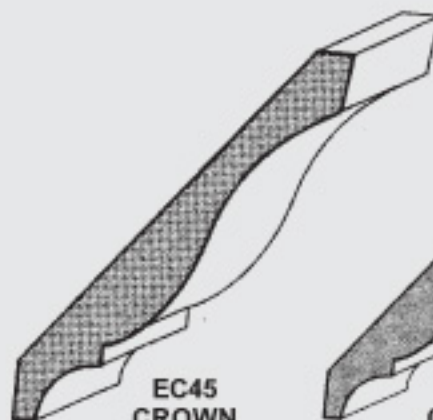


**EC100  
COVE**  
 $1 1/16" \times 1 1/16"$



**EC101  
COVE**  
 $1/2" \times 1/2"$

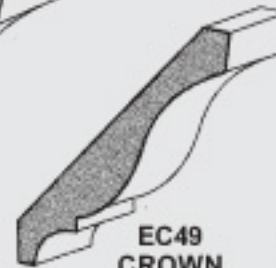
## Crown Mouldings



**EC45  
CROWN**  
 $1 1/16" \times 5 1/4"$



**EC47  
CROWN**  
 $9/16" \times 4 5/8"$



**EC49  
CROWN**  
 $9/16" \times 3 5/8"$



**EC60  
CROWN**  
 $1/2" \times 1 3/4"$